

AUTODESKOV SUBSCRIPTION CENTER (NAROČNIŠKI CENTER)

Za prijavo v Autodeskov naročniški center potrebujemo uporabniško ime in geslo. Ko se prijavljamo prvič, ju pridobimo po naslednjem postopku:

1. Povežemo se na spletno stran Autodeskovega naročniškega centra
<http://subscription.autodesk.com/sp/servlet/public/index?siteID=11564774&id=11607975>
2. Pod vnos za 'User ID' (uporabniško ime) kliknemo na povezavo »**Forgot User ID?**«.

Autodesk Subscription English

No Worries. No Hassles. No Waiting.
Enjoy increased productivity, predictable budgeting, and simplified license management with Autodesk Subscription.

Sign in to Subscription

Enter your User ID and Password to access additional features of this site.

*Required Field

*User ID *Password

[Forgot User ID?](#) [Forgot Password?](#)

Remember Me

[Learn more](#) about using a single Autodesk account to sign in to multiple Autodesk sites.

[Need Help?](#)

Program Information

[Program Guide \(pdf - 107Kb\)](#)
This comprehensive document covers the facts of Subscription from purchase through renewal.

[Terms & Conditions \(pdf - 142Kb\)](#)
Your purchase of Subscription is subject to these terms and conditions.

Not a Subscription Member?

Learn about the smartest way to optimize your investment in Autodesk software.

Speed up Download

Learn more about the Customer Choice Pilot in Canada, Korea and the United Kingdom.

3. V oknu 'Forgot User ID' vpišemo svoj e-mail naslov in kliknemo gumb SUBMIT.

Forgot User ID — Autodesk Subscription

Forgot your User ID? Submit the information below to receive your User ID by email.

* Required Field

* Email

[Need Help?](#)

4. V oknu 'User ID Sent' dobimo sporočilo, da je uporabniško ime poslano na naš e-mail naslov, kjer ga tudi odčitamo. Kliknemo gumb NEXT.

User ID Sent — Autodesk Subscription

Your User ID has been sent to:

Click Next to return to the Sign In screen.

[Need Help?](#) Next

5. Ponovno se vrnemo v prvo okno za prijavo in ker ne poznamo tudi gesla, tokrat pod vnos za 'Password' (geslo) kliknemo na povezavo »**Forgot Password?**«.

Autodesk Subscription

English

No Worries. No Hassles. No Waiting.
Enjoy increased productivity, predictable budgeting, and simplified license management with Autodesk Subscription.

Sign in to Subscription

Enter your User ID and Password to access additional features of this site.

*Required Field

*User ID *Password


[Forgot User ID?](#) [Forgot Password?](#)


Remember Me

[Learn more](#) about using a single Autodesk account to sign in to multiple Autodesk sites.

[Need Help?](#) Cancel Submit

Program Information

 [Program Guide \(pdf - 107Kb\)](#)
This comprehensive document covers the facts of Subscription from purchase through renewal.

 [Terms & Conditions \(pdf - 142Kb\)](#)
Your purchase of Subscription is subject to these terms and conditions.

Not a Subscription Member?

Learn about the smartest way to optimize your investment in Autodesk software.

Speed up Download

Learn more about the Customer Choice Pilot in Canada, Korea and the United Kingdom.

6. V oknu 'Forgot Password' vpišemo svoje novo uporabniško ime in naš e-mail naslov. Kliknemo gumb SUBMIT.

Forgot Password — Autodesk Subscription

Forgot your Password? Submit the information below to receive a Password by email. You can change this Password at any time.

* Required Field

* User ID * Email

[Need Help?](#) Back Submit

- Pojavi se okno z varnostnim vprašanjem 'V katerem mestu ste rojeni?'. Nanj odgovorimo in kliknemo gumb SUBMIT.

Security Question — Autodesk Subscription

Please answer the security question below to receive a Password by email.

Security question
What city were you born?

Answer to security question

[Need Help?](#)

- V oknu 'Password Sent' dobimo sporočilo, da je geslo poslano na naš e-mail naslov, kjer ga tudi odčitamo. Kliknemo gumb NEXT.

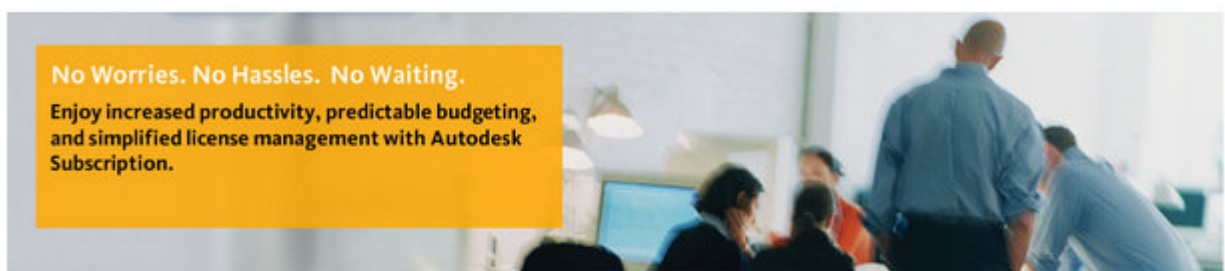
Password Sent — Autodesk Subscription

A Password has been sent to:

Click Next to return to the Sign In screen.

[Need Help?](#)

- Ponovno se vrnemo v prvo okno za prijavo, kjer sedaj vpišemo znano uporabniško ime in geslo. Kliknemo gumb SUBMIT.



Sign in to Subscription

Enter your User ID and Password to access additional features of this site.

*Required Field

*User ID *Password

[Forgot User ID?](#) [Forgot Password?](#)

Remember Me

[Learn more](#) about using a single Autodesk account to sign in to multiple Autodesk sites.

[Need Help?](#)

Program Information

- [Program Guide](#) (pdf - 107Kb)
This comprehensive document covers the facts of Subscription from purchase through renewal.
- [Terms & Conditions](#) (pdf - 142Kb)
Your purchase of Subscription is subject to these terms and conditions.

Not a Subscription Member?

Learn about the smartest way to optimize your investment in Autodesk software.

Speed up Download

Learn more about the Customer Choice Pilot in Canada, Korea and the United Kingdom.

10. Iz varnostnih razlogov ob prvi prijavi v oknu 'Change Password' takoj preimenujemo geslo. V prvo polje vpišemo geslo, ki smo ga prejeli v e-mailu, v drugo in tretje polje pa vpišemo svoje novo geslo (to mora biti sestavljeno iz 8-12 znakov, med katerimi sta obvezna 1 velika črka in 1 številka). Kliknemo gumb SUBMIT.

Change Password — Autodesk Subscription

Create a new password. Enter your current or temporary password to complete any changes.

* Required Field

* Current Password

* New Password

* Re-enter New Password

(Passwords must be 8-12 characters, 1 capital letter, and 1 numeral)

[Need Help?](#)

11. Zadnje okno 'Create a Subscription Center Account' za nastavitev svojega profila se pojavlja v primeru, če je potrebno preveriti ali dopisati naše podatke. Ko to storimo, okno potrdimo.
12. V primeru da se pojavi, izpolnimo obvezna polja z našimi podatki, vkolikor pa so ta že vpisana, jih le preverimo in na koncu potrdimo.
13. Po uspešni registraciji smo prijavljeni v naročniški center, kjer imamo dostop do bogate vsebine in brezplačnih dodatkov, ki so vezani na našo naročniško pogodbo.

Opisani postopek prijave v Autodeskov naročniški center velja le za prvo prijavo ali pa v primeru, da ste vaše uporabniško ime in/ali geslo pozabili. Priporočamo vam, da si oba potrebna podatka shranite in se z njima pri vseh naslednjih prijavih enostavno registrirate.